




**MINUTES OF COUNTY FINANCES  
TREASURER'S REPORT**

IN THE MATTER OF COUNTY FINANCES  
IN THE HANDS OF  
MARY HORTON, TREASURER  
OF JACKSON COUNTY, TEXAS

COMMISSIONERS' COURT  
JACKSON COUNTY, TEXAS  
IN REGULAR SESSION  
NOVEMBER TERM 2020

IN ACCORDANCE with Section 114.026, Local Government Code, we, the undersigned, constituting the entire Commissioners' Court of said County, certify that on the 10th day of November 2020, at the Regular term of Court, we compared and examined the monthly report of Mary Horton, Treasurer of Jackson County, Texas, for September 2020, and finding the same correct, entered an order in the Minutes approving said report, which states total cash and other assets on hand as: \$9,690,431.53.

  
\_\_\_\_\_  
Jill S. Sklar, County Judge


  
\_\_\_\_\_  
Wayne Hunt, Commissioner Pct. #1

  
\_\_\_\_\_  
Wayne Eubela, Commissioner Pct. #2


  
\_\_\_\_\_  
Johnny E. Belicek, Commissioner Pct. #3

  
\_\_\_\_\_  
Dennis Karl, Commissioner Pct. #4

SWORN TO AND SUBSCRIBED BEFORE ME, by Jill S. Sklar, County Judge, and County Commissioners of said Jackson County, each respectively, on this the 10th day of November A.D., 2020.

  
\_\_\_\_\_  
Attest: Katherine R. Brooks, County Clerk

FILED FOR RECORD THIS the 10th day of November A.D., 2020, and recorded on the 10th day of November A.D., 2020.

  
\_\_\_\_\_  
Katherine R. Brooks, County Clerk and  
Ex-Officio Clerk of the Commissioners'  
Court in and for Jackson County, Texas

By: \_\_\_\_\_  
Deputy



Jackson County, TX

# Treasurer's Monthly Report Account Summary

Date Range: 09/01/2020 - 09/30/2020

Account	Name	Beginning Balance	Total Activity	Total Debits	Total Credits	Ending Balance
<b>Fund: 10 - GENERAL</b>						
<a href="#">10-000-1020-0000</a>	CHANGE FUND/PETTY CASH	2,146.00	0.00	0.00	0.00	2,146.00
<a href="#">10-000-1030-0000</a>	CASH IN BANK	33,655.24	102,612.51	831,107.74	728,495.23	136,267.75
<a href="#">10-000-1034-0000</a>	CASH IN BANK - CLEARING	13,515.31	1,664.07	15,334.38	13,670.31	15,179.38
<a href="#">10-000-1040-0000</a>	CASH IN TEX POOL	261,086.17	31.61	31.61	0.00	261,117.78
<a href="#">10-000-1042-0000</a>	CASH IN TEXAS CLASS	4,855,175.73	-409,816.93	15,183.07	425,000.00	4,445,358.80
<a href="#">10-000-1046-0000</a>	CASH IN C.D.'S	18,433.41	30.12	30.12	0.00	18,463.53
<a href="#">10-000-1060-0000</a>	CASH IN MONEY MARKET	483,568.43	158.55	158.55	0.00	483,726.98
	<b>Total Fund: 10 - GENERAL:</b>	<b>5,667,580.29</b>	<b>-305,320.07</b>	<b>861,845.47</b>	<b>1,167,165.54</b>	<b>5,362,260.22</b>
<b>Fund: 12 - PERMANENT IMPROVEMENT</b>						
<a href="#">12-000-1030-0000</a>	CASH IN BANK	449.62	0.37	0.37	0.00	449.99
<a href="#">12-000-1040-0000</a>	CASH IN TEX POOL	0.00	0.00	0.00	0.00	0.00
<a href="#">12-000-1042-0000</a>	CASH IN TEXAS CLASS	1,094,951.36	225.25	225.25	0.00	1,095,176.61
	<b>Total Fund: 12 - PERMANENT IMPROVEMENT:</b>	<b>1,095,400.98</b>	<b>225.62</b>	<b>225.62</b>	<b>0.00</b>	<b>1,095,626.60</b>
<b>Fund: 15 - COMMISSARY TELEPHONE</b>						
<a href="#">15-000-1030-0000</a>	CASH IN BANK	137.98	619.67	5,332.86	4,713.19	757.65
<a href="#">15-000-1040-0000</a>	CASH IN TEX POOL	0.00	0.00	0.00	0.00	0.00
<a href="#">15-000-1042-0000</a>	CASH IN TEXAS CLASS	14,800.00	3,000.00	3,000.99	0.99	17,800.00
	<b>Total Fund: 15 - COMMISSARY TELEPHONE:</b>	<b>14,937.98</b>	<b>3,619.67</b>	<b>8,333.85</b>	<b>4,714.18</b>	<b>18,557.65</b>
<b>Fund: 17 - DISTRICT ATTORNEY-HOT CHK</b>						
<a href="#">17-000-1030-0000</a>	CASH IN BANK	556.25	1.65	3.30	1.65	557.90
<a href="#">17-000-1040-0000</a>	CASH IN TEX POOL	0.00	0.00	0.00	0.00	0.00
<a href="#">17-000-1042-0000</a>	CASH IN TEXAS CLASS	7,200.00	0.00	0.47	0.47	7,200.00
	<b>Total Fund: 17 - DISTRICT ATTORNEY-HOT CHK:</b>	<b>7,756.25</b>	<b>1.65</b>	<b>3.77</b>	<b>2.12</b>	<b>7,757.90</b>
<b>Fund: 18 - ELECTIONS ADMINISTRATION</b>						
<a href="#">18-000-1030-0000</a>	CASH IN BANK	-6,625.40	115,054.55	120,040.92	4,986.37	108,429.15
<a href="#">18-000-1042-0000</a>	CASH IN TEXAS CLASS	0.00	0.00	0.00	0.00	0.00
	<b>Total Fund: 18 - ELECTIONS ADMINISTRATION:</b>	<b>-6,625.40</b>	<b>115,054.55</b>	<b>120,040.92</b>	<b>4,986.37</b>	<b>108,429.15</b>
<b>Fund: 19 - FORFEITURE-DIST ATTORNEY</b>						
<a href="#">19-000-1030-0000</a>	CASH IN BANK	518.75	2,609.93	11,425.54	8,815.61	3,128.68
<a href="#">19-000-1040-0000</a>	CASH IN TEX POOL	0.00	0.00	0.00	0.00	0.00
<a href="#">19-000-1042-0000</a>	CASH IN TEXAS CLASS	285,193.24	6,058.68	7,058.68	1,000.00	291,251.92
	<b>Total Fund: 19 - FORFEITURE-DIST ATTORNEY:</b>	<b>285,711.99</b>	<b>8,668.61</b>	<b>18,484.22</b>	<b>9,815.61</b>	<b>294,380.60</b>
<b>Fund: 21 - FORFEITURE-SHERIFF</b>						
<a href="#">21-000-1030-0000</a>	CASH IN BANK	31.65	163.07	319.08	156.01	194.72

Treasurer's Monthly Report

Date Range: 09/01/2020 - 09/30/2020

Account	Name	Beginning Balance	Total Activity	Total Debits	Total Credits	Ending Balance
<a href="#">21-000-1040-0000</a>	CASH IN TEXPOOL	0.00	0.00	0.00	0.00	0.00
<a href="#">21-000-1042-0000</a>	CASH IN TEXAS CLASS	55,588.64	-88.57	11.43	100.00	55,500.07
	<b>Total Fund: 21 - FORFEITURE-SHERIFF:</b>	<b>55,620.29</b>	<b>74.50</b>	<b>330.51</b>	<b>256.01</b>	<b>55,694.79</b>
<b>Fund: 23 - TECHNOLOGY FUND</b>						
<a href="#">23-000-1030-0000</a>	CASH IN BANK	1,367.12	-343.76	656.24	1,000.00	1,023.36
<a href="#">23-000-1040-0000</a>	CASH IN TEXPOOL	0.00	0.00	0.00	0.00	0.00
<a href="#">23-000-1042-0000</a>	CASH IN TEXAS CLASS	1,398.00	1,000.00	1,000.10	0.10	2,398.00
	<b>Total Fund: 23 - TECHNOLOGY FUND:</b>	<b>2,765.12</b>	<b>656.24</b>	<b>1,656.34</b>	<b>1,000.10</b>	<b>3,421.36</b>
<b>Fund: 24 - JUV PROB DISCRETIONARY</b>						
<a href="#">24-000-1030-0000</a>	CASH IN BANK	3,893.58	105.00	105.00	0.00	3,998.58
<a href="#">24-000-1042-0000</a>	CASH IN TEXAS CLASS	0.00	0.00	0.00	0.00	0.00
	<b>Total Fund: 24 - JUV PROB DISCRETIONARY:</b>	<b>3,893.58</b>	<b>105.00</b>	<b>105.00</b>	<b>0.00</b>	<b>3,998.58</b>
<b>Fund: 25 - JUVENILE PROBATION GRANTS</b>						
<a href="#">25-000-1030-0000</a>	CASH IN BANK	-13,058.79	17,427.13	53,187.48	35,760.35	4,368.34
<a href="#">25-000-1040-0000</a>	CASH IN TEXPOOL	0.00	0.00	0.00	0.00	0.00
<a href="#">25-000-1042-0000</a>	CASH IN TEXAS CLASS	35,708.43	-34,992.88	7.12	35,000.00	715.55
	<b>Total Fund: 25 - JUVENILE PROBATION GRANTS:</b>	<b>22,649.64</b>	<b>-17,565.75</b>	<b>53,194.60</b>	<b>70,760.35</b>	<b>5,083.89</b>
<b>Fund: 26 - LAW LIBRARY</b>						
<a href="#">26-000-1030-0000</a>	CASH IN BANK	1,641.54	1,120.00	1,120.00	0.00	2,761.54
<a href="#">26-000-1042-0000</a>	CASH IN TEXAS CLASS	9,200.00	0.00	0.60	0.60	9,200.00
	<b>Total Fund: 26 - LAW LIBRARY:</b>	<b>10,841.54</b>	<b>1,120.00</b>	<b>1,120.60</b>	<b>0.60</b>	<b>11,961.54</b>
<b>Fund: 27 - LEOSE-LAW ENF OFFICERS ED</b>						
<a href="#">27-000-1030-0000</a>	CASH IN BANK	1.31	83.25	1,500.00	1,416.75	84.56
<a href="#">27-000-1042-0000</a>	CASH IN TEXAS CLASS	5,590.00	-1,500.00	0.32	1,500.32	4,090.00
	<b>Total Fund: 27 - LEOSE-LAW ENF OFFICERS ED:</b>	<b>5,591.31</b>	<b>-1,416.75</b>	<b>1,500.32</b>	<b>2,917.07</b>	<b>4,174.56</b>
<b>Fund: 28 - LIBRARY-MEMORIAL FUND</b>						
<a href="#">28-000-1030-0000</a>	CASH IN BANK	747.45	-275.39	29.68	305.07	472.06
<a href="#">28-000-1040-0000</a>	CASH IN TEXPOOL	4,209.03	0.60	0.60	0.00	4,209.63
<a href="#">28-000-1042-0000</a>	CASH IN TEXAS CLASS	53,078.69	10.93	10.93	0.00	53,089.62
	<b>Total Fund: 28 - LIBRARY-MEMORIAL FUND:</b>	<b>58,035.17</b>	<b>-263.86</b>	<b>41.21</b>	<b>305.07</b>	<b>57,771.31</b>
<b>Fund: 29 - RECORDS MGT- COUNTY CLERK</b>						
<a href="#">29-000-1030-0000</a>	CASH IN BANK	6,427.89	-1,992.76	7,500.47	9,493.23	4,435.13
<a href="#">29-000-1040-0000</a>	CASH IN TEXPOOL	0.00	0.00	0.00	0.00	0.00
<a href="#">29-000-1042-0000</a>	CASH IN TEXAS CLASS	125,709.38	8,025.86	8,025.86	0.00	133,735.24
	<b>Total Fund: 29 - RECORDS MGT- COUNTY CLERK:</b>	<b>132,137.27</b>	<b>6,033.10</b>	<b>15,526.33</b>	<b>9,493.23</b>	<b>138,170.37</b>
<b>Fund: 30 - RECORDS MGT - COUNTY</b>						
<a href="#">30-000-1030-0000</a>	CASH IN BANK	403.62	385.51	385.51	0.00	789.13
<a href="#">30-000-1040-0000</a>	CASH IN TEXPOOL	0.00	0.00	0.00	0.00	0.00
<a href="#">30-000-1042-0000</a>	CASH IN TEXAS CLASS	1,987.36	0.35	0.35	0.00	1,987.71
	<b>Total Fund: 30 - RECORDS MGT - COUNTY:</b>	<b>2,390.98</b>	<b>385.86</b>	<b>385.86</b>	<b>0.00</b>	<b>2,776.84</b>

Treasurer's Monthly Report

Date Range: 09/01/2020 - 09/30/2020

Account	Name	Beginning Balance	Total Activity	Total Debits	Total Credits	Ending Balance
<b>Fund: 31 - RECORDS MGT - DIST CLERK</b>						
<a href="#">31-000-1030-0000</a>	CASH IN BANK	445.78	-108.85	660.01	768.86	336.93
<a href="#">31-000-1040-0000</a>	CASH IN TEXPOOL	0.00	0.00	0.00	0.00	0.00
<a href="#">31-000-1042-0000</a>	CASH IN TEXAS CLASS	10,975.00	0.00	0.71	0.71	10,975.00
	<b>Total Fund: 31 - RECORDS MGT - DIST CLERK:</b>	<b>11,420.78</b>	<b>-108.85</b>	<b>660.72</b>	<b>769.57</b>	<b>11,311.93</b>
<b>Fund: 32 - SECURITY FUND</b>						
<a href="#">32-000-1030-0000</a>	CASH IN BANK	2,489.65	1,133.81	1,229.17	95.36	3,623.46
<a href="#">32-000-1040-0000</a>	CASH IN TEXPOOL	0.00	0.00	0.00	0.00	0.00
<a href="#">32-000-1042-0000</a>	CASH IN TEXAS CLASS	8,850.00	0.00	0.58	0.58	8,850.00
	<b>Total Fund: 32 - SECURITY FUND:</b>	<b>11,339.65</b>	<b>1,133.81</b>	<b>1,229.75</b>	<b>95.94</b>	<b>12,473.46</b>
<b>Fund: 33 - CRTHSE SECURITY - JPS</b>						
<a href="#">33-000-1030-0000</a>	CASH IN BANK	733.12	100.05	100.05	0.00	833.17
<a href="#">33-000-1040-0000</a>	CASH IN TEX POOL	0.00	0.00	0.00	0.00	0.00
<a href="#">33-000-1042-0000</a>	CASH IN TEXAS CLASS	0.00	0.00	0.00	0.00	0.00
	<b>Total Fund: 33 - CRTHSE SECURITY - JPS:</b>	<b>733.12</b>	<b>100.05</b>	<b>100.05</b>	<b>0.00</b>	<b>833.17</b>
<b>Fund: 34 - CHILD ABUSE PREVENTION</b>						
<a href="#">34-000-1030-0000</a>	CASH IN BANK	269.82	109.47	109.47	0.00	379.29
<a href="#">34-000-1042-0000</a>	CASH IN TEXAS CLASS	0.00	0.00	0.00	0.00	0.00
	<b>Total Fund: 34 - CHILD ABUSE PREVENTION:</b>	<b>269.82</b>	<b>109.47</b>	<b>109.47</b>	<b>0.00</b>	<b>379.29</b>
<b>Fund: 35 - CHILD WELFARE</b>						
<a href="#">35-000-1030-0000</a>	CASH IN BANK	90.82	0.07	0.07	0.00	90.89
<a href="#">35-000-1040-0000</a>	CASH IN TEXPOOL	0.00	0.00	0.00	0.00	0.00
<a href="#">35-000-1042-0000</a>	CASH IN TEXAS CLASS	8,177.82	1.69	1.69	0.00	8,179.51
	<b>Total Fund: 35 - CHILD WELFARE:</b>	<b>8,268.64</b>	<b>1.76</b>	<b>1.76</b>	<b>0.00</b>	<b>8,270.40</b>
<b>Fund: 36 - HISTORICAL COMMISSION</b>						
<a href="#">36-000-1030-0000</a>	CASH IN BANK	1.87	0.00	0.00	0.00	1.87
<a href="#">36-000-1040-0000</a>	CASH IN TEX POOL	0.00	0.00	0.00	0.00	0.00
<a href="#">36-000-1042-0000</a>	CASH IN TEXAS CLASS	33,973.54	6.98	6.98	0.00	33,980.52
	<b>Total Fund: 36 - HISTORICAL COMMISSION:</b>	<b>33,975.41</b>	<b>6.98</b>	<b>6.98</b>	<b>0.00</b>	<b>33,982.39</b>
<b>Fund: 37 - MEDIATION FUND</b>						
<a href="#">37-000-1030-0000</a>	CASH IN BANK	1,450.00	0.00	0.00	0.00	1,450.00
	<b>Total Fund: 37 - MEDIATION FUND:</b>	<b>1,450.00</b>	<b>0.00</b>	<b>0.00</b>	<b>0.00</b>	<b>1,450.00</b>
<b>Fund: 39 - BRIDGE REPLACEMENT</b>						
<a href="#">39-000-1030-0000</a>	CASH IN BANK	25.00	0.00	0.00	0.00	25.00
<a href="#">39-000-1042-0000</a>	CASH IN TEXAS CLASS	189,395.72	38.97	38.97	0.00	189,434.69
	<b>Total Fund: 39 - BRIDGE REPLACEMENT:</b>	<b>189,420.72</b>	<b>38.97</b>	<b>38.97</b>	<b>0.00</b>	<b>189,459.69</b>
<b>Fund: 40 - HIGHWAY</b>						
<a href="#">40-000-1030-0000</a>	CASH IN BANK	45,160.61	-25,906.98	71,546.25	97,453.23	19,253.63
<a href="#">40-000-1042-0000</a>	CASH IN TEXAS CLASS	0.00	0.00	0.00	0.00	0.00
	<b>Total Fund: 40 - HIGHWAY:</b>	<b>45,160.61</b>	<b>-25,906.98</b>	<b>71,546.25</b>	<b>97,453.23</b>	<b>19,253.63</b>

Treasurer's Monthly Report

Date Range: 09/01/2020 - 09/30/2020

Account	Name	Beginning Balance	Total Activity	Total Debits	Total Credits	Ending Balance
<b>Fund: 41 - ROAD &amp; BRIDGE GEN NO. 1</b>						
<a href="#">41-000-1030-0000</a>	CASH IN BANK	70.70	1,520.46	55,792.95	54,272.49	1,591.16
<a href="#">41-000-1040-0000</a>	CASH IN TEX POOL	15,915.50	1.94	1.94	0.00	15,917.44
<a href="#">41-000-1042-0000</a>	CASH IN TEXAS CLASS	107,006.83	-54,979.76	20.24	55,000.00	52,027.07
	<b>Total Fund: 41 - ROAD &amp; BRIDGE GEN NO. 1:</b>	<b>122,993.03</b>	<b>-53,457.36</b>	<b>55,815.13</b>	<b>109,272.49</b>	<b>69,535.67</b>
<b>Fund: 42 - ROAD &amp; BRIDGE GEN NO. 2</b>						
<a href="#">42-000-1030-0000</a>	CASH IN BANK	536.93	-8,124.78	45,736.68	53,861.46	-7,587.85
<a href="#">42-000-1040-0000</a>	CASH IN TEX POOL	16,166.44	1.97	1.97	0.00	16,168.41
<a href="#">42-000-1042-0000</a>	CASH IN TEXAS CLASS	212,103.48	-44,957.94	42.06	45,000.00	167,145.54
	<b>Total Fund: 42 - ROAD &amp; BRIDGE GEN NO. 2:</b>	<b>228,806.85</b>	<b>-53,080.75</b>	<b>45,780.71</b>	<b>98,861.46</b>	<b>175,726.10</b>
<b>Fund: 43 - ROAD &amp; BRIDGE GEN NO. 3</b>						
<a href="#">43-000-1030-0000</a>	CASH IN BANK	1,121.57	212.75	28,869.72	28,656.97	1,334.32
<a href="#">43-000-1040-0000</a>	CASH IN TEX POOL	25,411.35	3.02	3.02	0.00	25,414.37
<a href="#">43-000-1042-0000</a>	CASH IN TEXAS CLASS	32,930.61	-26,994.20	5.80	27,000.00	5,936.41
	<b>Total Fund: 43 - ROAD &amp; BRIDGE GEN NO. 3:</b>	<b>59,463.53</b>	<b>-26,778.43</b>	<b>28,878.54</b>	<b>55,656.97</b>	<b>32,685.10</b>
<b>Fund: 44 - ROAD &amp; BRIDGE GEN NO. 4</b>						
<a href="#">44-000-1030-0000</a>	CASH IN BANK	107.73	3,725.33	54,816.84	51,091.51	3,833.06
<a href="#">44-000-1040-0000</a>	CASH IN TEX POOL	10,381.46	1.24	1.24	0.00	10,382.70
<a href="#">44-000-1042-0000</a>	CASH IN TEXAS CLASS	169,627.74	-49,966.54	33.46	50,000.00	119,661.20
	<b>Total Fund: 44 - ROAD &amp; BRIDGE GEN NO. 4:</b>	<b>180,116.93</b>	<b>-46,239.97</b>	<b>54,851.54</b>	<b>101,091.51</b>	<b>133,876.96</b>
<b>Fund: 45 - ROAD &amp; BRIDGE LATERAL RD</b>						
<a href="#">45-000-1030-0000</a>	CASH IN BANK	5,220.30	0.00	0.00	0.00	5,220.30
<a href="#">45-000-1042-0000</a>	CASH IN TEXAS CLASS	0.00	0.00	0.00	0.00	0.00
	<b>Total Fund: 45 - ROAD &amp; BRIDGE LATERAL RD:</b>	<b>5,220.30</b>	<b>0.00</b>	<b>0.00</b>	<b>0.00</b>	<b>5,220.30</b>
<b>Fund: 50 - PCT#1 EQUIPMENT REPLACMNT</b>						
<a href="#">50-000-1030-0000</a>	CASH IN BANK	0.03	0.22	5,150.22	5,150.00	0.25
<a href="#">50-000-1040-0000</a>	CASH IN TEX POOL	0.00	0.00	0.00	0.00	0.00
<a href="#">50-000-1042-0000</a>	CASH IN TEXAS CLASS	12,177.36	2.31	5,152.31	5,150.00	12,179.67
	<b>Total Fund: 50 - PCT#1 EQUIPMENT REPLACMNT:</b>	<b>12,177.39</b>	<b>2.53</b>	<b>10,302.53</b>	<b>10,300.00</b>	<b>12,179.92</b>
<b>Fund: 51 - PCT#2 EQUIPMENT REPLACMNT</b>						
<a href="#">51-000-1030-0000</a>	CASH IN BANK	-5,124.55	5,145.79	5,150.00	4.21	21.24
<a href="#">51-000-1040-0000</a>	CASH IN TEX POOL	0.00	0.00	0.00	0.00	0.00
<a href="#">51-000-1042-0000</a>	CASH IN TEXAS CLASS	7,356.79	-5,148.53	1.47	5,150.00	2,208.26
	<b>Total Fund: 51 - PCT#2 EQUIPMENT REPLACMNT:</b>	<b>2,232.24</b>	<b>-2.74</b>	<b>5,151.47</b>	<b>5,154.21</b>	<b>2,229.50</b>
<b>Fund: 52 - PCT#3 EQUIPMENT REPLACMNT</b>						
<a href="#">52-000-1030-0000</a>	CASH IN BANK	80.74	1.97	1.97	0.00	82.71
<a href="#">52-000-1040-0000</a>	CASH IN TEX POOL	0.00	0.00	0.00	0.00	0.00
<a href="#">52-000-1042-0000</a>	CASH IN TEXAS CLASS	6,502.66	1.33	1.33	0.00	6,503.99
	<b>Total Fund: 52 - PCT#3 EQUIPMENT REPLACMNT:</b>	<b>6,583.40</b>	<b>3.30</b>	<b>3.30</b>	<b>0.00</b>	<b>6,586.70</b>
<b>Fund: 53 - PCT#4 EQUIPMENT REPLACMNT</b>						
<a href="#">53-000-1030-0000</a>	CASH IN BANK	3.19	0.00	0.00	0.00	3.19

Treasurer's Monthly Report

Date Range: 09/01/2020 - 09/30/2020

Account	Name	Beginning Balance	Total Activity	Total Debits	Total Credits	Ending Balance
<u>53-000-1040-0000</u>	CASH IN TEX POOL	0.00	0.00	0.00	0.00	0.00
<u>53-000-1042-0000</u>	CASH IN TEXAS CLASS	98,714.43	20.30	20.30	0.00	98,734.73
	<b>Total Fund: 53 - PCT#4 EQUIPMENT REPLACMINT:</b>	<b>98,717.62</b>	<b>20.30</b>	<b>20.30</b>	<b>0.00</b>	<b>98,737.92</b>
<b>Fund: 55 - CONSTRUCTION GRANTS</b>						
<u>55-000-1030-0000</u>	CASH IN BANK	-345.11	-2,254.81	445.31	2,700.12	-2,599.92
	<b>Total Fund: 55 - CONSTRUCTION GRANTS:</b>	<b>-345.11</b>	<b>-2,254.81</b>	<b>445.31</b>	<b>2,700.12</b>	<b>-2,599.92</b>
<b>Fund: 57 - ABANDONED MOTOR VEHICLE</b>						
<u>57-000-1030-0000</u>	CASH IN BANK	12,018.05	-474.48	5.23	479.71	11,543.57
<u>57-000-1040-0000</u>	CASH IN TEXPOOL	0.00	0.00	0.00	0.00	0.00
<u>57-000-1042-0000</u>	CASH IN TEXAS CLASS	0.00	0.00	0.00	0.00	0.00
<u>57-000-1055-0000</u>	CASH IN BANK - ABANDONED MOTOR	1,756.13	5.23	5.23	0.00	1,761.36
	<b>Total Fund: 57 - ABANDONED MOTOR VEHICLE:</b>	<b>13,774.18</b>	<b>-469.25</b>	<b>10.46</b>	<b>479.71</b>	<b>13,304.93</b>
<b>Fund: 65 - TRUANCY PREV &amp; DIVERSION</b>						
<u>65-000-1030-0000</u>	CASH IN BANK	3,005.23	410.05	410.05	0.00	3,415.28
<u>65-000-1040-0000</u>	CASH IN TEX POOL	0.00	0.00	0.00	0.00	0.00
	<b>Total Fund: 65 - TRUANCY PREV &amp; DIVERSION:</b>	<b>3,005.23</b>	<b>410.05</b>	<b>410.05</b>	<b>0.00</b>	<b>3,415.28</b>
<b>Fund: 66 - CO SPECIALTY COURT</b>						
<u>66-000-1030-0000</u>	CASH IN BANK	842.36	271.59	271.59	0.00	1,113.95
<u>66-000-1040-0000</u>	CASH IN TEX POOL	0.00	0.00	0.00	0.00	0.00
	<b>Total Fund: 66 - CO SPECIALTY COURT:</b>	<b>842.36</b>	<b>271.59</b>	<b>271.59</b>	<b>0.00</b>	<b>1,113.95</b>
<b>Fund: 71 - FED &amp; STATE RELIEF</b>						
<u>71-000-1030-0000</u>	CASH IN BANK	-9,504.02	11,139.54	16,530.32	5,390.78	1,635.52
<u>71-000-1042-0000</u>	CASH IN TEXAS CLASS	69,923.32	-16,286.14	13.86	16,300.00	53,637.18
	<b>Total Fund: 71 - FED &amp; STATE RELIEF:</b>	<b>60,419.30</b>	<b>-5,146.60</b>	<b>16,544.18</b>	<b>21,690.78</b>	<b>55,272.70</b>
<b>Fund: 72 - COASTAL PROTECTION</b>						
<u>72-000-1030-0000</u>	CASH IN BANK	-37.34	-64.37	0.00	64.37	-101.71
<u>72-000-1042-0000</u>	CASH IN TEXAS CLASS	1,116,760.67	229.72	229.72	0.00	1,116,990.39
	<b>Total Fund: 72 - COASTAL PROTECTION:</b>	<b>1,116,723.33</b>	<b>165.35</b>	<b>229.72</b>	<b>64.37</b>	<b>1,116,888.68</b>
<b>Fund: 80 - AIRPORT</b>						
<u>80-000-1030-0000</u>	CASH IN BANK	1,002.26	-123.96	12,566.92	12,690.88	878.30
<u>80-000-1040-0000</u>	CASH IN TEXPOOL	0.00	0.00	0.00	0.00	0.00
<u>80-000-1042-0000</u>	CASH IN TEXAS CLASS	148,652.40	-11,969.86	30.14	12,000.00	136,682.54
	<b>Total Fund: 80 - AIRPORT:</b>	<b>149,654.66</b>	<b>-12,093.82</b>	<b>12,597.06</b>	<b>24,690.88</b>	<b>137,560.84</b>
<b>Fund: 81 - JAIL COMMISSARY</b>						
<u>81-000-1030-0000</u>	CASH IN BANK	9,516.05	-1,287.44	6.62	1,294.06	8,228.61
<u>81-000-1040-0000</u>	CASH IN TEXPOOL	0.00	0.00	0.00	0.00	0.00
<u>81-000-1042-0000</u>	CASH IN TEXAS CLASS	0.00	0.00	0.00	0.00	0.00
	<b>Total Fund: 81 - JAIL COMMISSARY:</b>	<b>9,516.05</b>	<b>-1,287.44</b>	<b>6.62</b>	<b>1,294.06</b>	<b>8,228.61</b>
<b>Fund: 88 - STATE FEES</b>						
<u>88-000-1030-0000</u>	CASH IN BANK	55,553.90	21,088.24	33,844.12	12,755.88	76,642.14

Treasurer's Monthly Report

Date Range: 09/01/2020 - 09/30/2020

Account	Name	Beginning Balance	Total Activity	Total Debits	Total Credits	Ending Balance
<u>88-000-1042-0000</u>	CASH IN TEXAS CLASS	55,553.90	21,088.24	33,844.12	12,755.88	76,642.14
<b>Total Fund: 88 - STATE FEES:</b>						
<u>Fund: 89 - TRUST INVESTMENT</u>						
<u>89-000-1030-0000</u>	CASH IN BANK	26,379.24	-28,923.44	11,558.75	40,482.19	-2,544.20
<u>89-000-1040-0000</u>	CASH IN TEXPOOL	28,655.38	3.06	3.06	0.00	28,658.44
<u>89-000-1042-0000</u>	CASH IN TEXAS CLASS	217,339.04	44.70	44.70	0.00	217,383.74
<u>89-000-1060-0000</u>	CASH IN BANK - MONEY MARKET	0.00	0.00	0.00	0.00	0.00
<b>Total Fund: 89 - TRUST INVESTMENT:</b>						
<u>Fund: 90 - DISTRICT CLERK RESRV ACCT</u>						
<u>90-000-1030-0000</u>	CASH IN BANK	25,403.98	3,739.50	3,739.50	0.00	29,143.48
<u>90-000-1035-0000</u>	CASH IN BANK - NON INT BEARING	0.00	0.00	0.00	0.00	0.00
<u>90-000-1040-0000</u>	CASH IN TEXPOOL	0.00	0.00	0.00	0.00	0.00
<u>90-000-1042-0000</u>	CASH IN TEXAS CLASS	23,700.13	4.88	4.88	0.00	23,705.01
<b>Total Fund: 90 - DISTRICT CLERK RESRV ACCT:</b>						
<u>Fund: 92 - FLOOD CONTROL - JC DRAIN</u>						
<u>92-000-1030-0000</u>	CASH IN BANK	6,030.37	-6,030.01	2,285.73	8,315.74	0.36
<u>92-000-1040-0000</u>	CASH IN TEXPOOL	0.00	0.00	0.00	0.00	0.00
<u>92-000-1042-0000</u>	CASH IN TEXAS CLASS	0.00	0.00	0.00	0.00	0.00
<b>Total Fund: 92 - FLOOD CONTROL - JC DRAIN:</b>						
		<b>6,030.37</b>	<b>-6,030.01</b>	<b>2,285.73</b>	<b>8,315.74</b>	<b>0.36</b>
<b>Grand Totals:</b>						
		<b>10,113,689.07</b>	<b>-423,257.54</b>	<b>1,439,287.82</b>	<b>1,862,545.36</b>	<b>9,690,431.53</b>

# Fund Summary

Fund	Beginning Balance	Total Activity	Total Debits	Total Credits	Ending Balance
10 - GENERAL	5,667,580.29	-305,320.07	861,845.47	1,167,165.54	5,362,260.22
12 - PERMANENT IMPROVEMENT	1,095,400.98	225.62	225.62	0.00	1,095,626.60
15 - COMMISSARY TELEPHONE	14,937.98	3,619.67	8,333.85	4,714.18	18,557.65
17 - DISTRICT ATTORNEY-HOT CHK	7,756.25	1.65	3.77	2.12	7,757.90
18 - ELECTIONS ADMINISTRATION	-6,625.40	115,054.55	120,040.92	4,986.37	108,429.15
19 - FORFEITURE-DIST ATTORNEY	285,711.99	8,668.61	18,484.22	9,815.61	294,380.60
21 - FORFEITURE-SHERIFF	55,620.29	74.50	330.51	256.01	55,694.79
23 - TECHNOLOGY FUND	2,765.12	656.24	1,656.34	1,000.10	3,421.36
24 - JUV PROB DISCRETIONARY	3,893.58	105.00	105.00	0.00	3,998.58
25 - JUVENILE PROBATION GRANTS	22,649.64	-17,565.75	53,194.60	70,760.35	5,083.89
26 - LAW LIBRARY	10,841.54	1,120.00	1,120.60	0.60	11,961.54
27 - LEOSE-LAW ENF OFFICERS ED	5,591.31	-1,416.75	1,500.32	2,917.07	4,174.56
28 - LIBRARY-MEMORIAL FUND	58,035.17	-263.86	41.21	305.07	57,771.31
29 - RECORDS MGT - COUNTY CLERK	132,137.27	6,033.10	15,526.33	9,493.23	138,170.37
30 - RECORDS MGT - COUNTY	2,390.98	385.86	385.86	0.00	2,776.84
31 - RECORDS MGT - DIST CLERK	11,420.78	-108.85	660.72	769.57	11,311.93
32 - SECURITY FUND	11,339.65	1,133.81	1,229.75	95.94	12,473.46
33 - CRTHSE SECURITY - JPS	733.12	100.05	100.05	0.00	833.17
34 - CHILD ABUSE PREVENTION	269.82	109.47	109.47	0.00	379.29
35 - CHILD WELFARE	8,268.64	1.76	1.76	0.00	8,270.40
36 - HISTORICAL COMMISSION	33,975.41	6.98	6.98	0.00	33,982.39
37 - MEDIATION FUND	1,450.00	0.00	0.00	0.00	1,450.00
39 - BRIDGE REPLACEMENT	189,420.72	38.97	38.97	0.00	189,459.69
40 - HIGHWAY	45,160.61	-25,906.98	71,546.25	97,453.23	19,253.63
41 - ROAD & BRIDGE GEN NO. 1	122,993.03	-53,457.36	55,815.13	109,272.49	69,535.67
42 - ROAD & BRIDGE GEN NO. 2	228,806.85	-53,080.75	45,780.71	98,861.46	175,726.10
43 - ROAD & BRIDGE GEN NO. 3	59,463.53	-26,778.43	28,878.54	55,656.97	32,685.10
44 - ROAD & BRIDGE GEN NO. 4	180,116.93	-46,239.97	54,851.54	101,091.51	133,876.96
45 - ROAD & BRIDGE LATERAL RD	5,220.30	0.00	0.00	0.00	5,220.30
50 - PCT#1 EQUIPMENT REPLACMNT	12,177.39	2.53	10,302.53	10,300.00	12,179.92
51 - PCT#2 EQUIPMENT REPLACMNT	2,232.24	-2.74	5,151.47	5,154.21	2,229.50
52 - PCT#3 EQUIPMENT REPLACMNT	6,583.40	3.30	3.30	0.00	6,586.70
53 - PCT#4 EQUIPMENT REPLACMNT	98,717.62	20.30	20.30	0.00	98,737.92
55 - CONSTRUCTION GRANTS	-345.11	-2,254.81	445.31	2,700.12	-2,599.92
57 - ABANDONED MOTOR VEHICLE	13,774.18	-469.25	10.46	479.71	13,304.93
65 - TRUANCY PREV & DIVERSION	3,005.23	410.05	410.05	0.00	3,415.28
66 - CO SPECIALTY COURT	842.36	271.59	271.59	0.00	1,113.95
71 - FED & STATE RELIEF	60,419.30	-5,146.60	16,544.18	21,690.78	55,272.70
72 - COASTAL PROTECTION	1,116,723.33	165.35	229.72	64.37	1,116,888.68
80 - AIRPORT	149,654.66	-12,093.82	12,597.06	24,690.88	137,560.84
81 - JAIL COMMISSARY	9,516.05	-1,287.44	6.62	1,294.06	8,228.61
88 - STATE FEES	55,553.90	21,088.24	33,844.12	12,755.88	76,642.14



## Fund Summary

89 - TRUST INVESTMENT	272,373.66	-28,875.68	11,606.51	40,482.19	243,497.98
90 - DISTRICT CLERK RESRV ACCT	49,104.11	3,744.38	3,744.38	0.00	52,848.49
92 - FLOOD CONTROL - JC DRAIN	6,030.37	-6,030.01	2,285.73	8,315.74	0.36
<b>Grand Total:</b>	<b>10,113,689.07</b>	<b>-423,257.54</b>	<b>1,439,287.82</b>	<b>1,862,545.36</b>	<b>9,690,431.53</b>



EL CAMPO, TX

# Pledge Security Listing

September 30, 2020

ID	CUSIP	Description	Safeguarding Location	Safeguarding Receipt	Coupon	Maturity Date	Call Date	Moody	S&P	Fitch	ASC	320	Face Amount	Current Par	Current Book Value	Market Value	Gain(Loss)
<b>JACKSON COUNTY</b>																	
4869	313244HD4	FHLMC #G30927	FHLB		3.00	09/01/2035		AAA	AA+	AAA		HTM	5,000,000	2,508,865.15	2,611,142.54	2,624,900.16	13,757.63
4954	3141BCSG0	FNMA #WA3218	FHLB		3.00	12/01/2032		AAA	AA+	AAA		HTM	4,000,000	2,238,802.24	2,291,370.51	2,345,145.35	53,774.84
4992	3128MMK57	FHLMC #G1B699	FHLB		4.00	06/01/2033		AAA	AA+	AAA		HTM	4,000,000	1,685,508.76	1,728,934.55	1,778,211.74	49,277.19
5474	3132D53T7	FR #SB8010	FHLB		2.50	10/01/2034		AAA	AA+	AAA		HTM	2,100,000	1,514,993.57	1,525,172.24	1,580,327.67	55,155.43
													<b>15,100,000</b>	<b>7,948,169.72</b>	<b>8,156,619.84</b>	<b>8,328,584.92</b>	<b>171,965.09</b>
<b>Total for JACKSON COUNTY</b>																	

Although the information in this report has been obtained from sources believed to be reliable, its accuracy cannot be guaranteed.

**INVESTMENTS**

*TexPool*

08/31/2020

09/30/2020

FUND	NAME	ACC'T #	BALANCE	INTEREST	DEPOSIT	WITHDRAW	BALANCE
41	Road & Bridge Precinct #1	1100	15,915.50	1.94			15,917.44
42	Road & Bridge Precinct #2	1200	16,166.44	1.97			16,168.41
43	Road & Bridge Precinct #3	1300	25,411.35	3.02			25,414.37
44	Road & Bridge Precinct #4	1400	10,381.46	1.24			10,382.70
10	General	1500	261,086.17	31.61			261,117.78
28	Library - Memorial Fund	2800	4,209.03	0.60			4,209.63
89	Rojas Seizure	7210	11,557.75	1.00		11,558.75	0.00
89	Binning Heirs Trust Cause #4563	7406	2,354.29	0.30			2,354.59
89	Cordele Church & Cemetery	7502	5,694.41	0.64			5,695.05
89	Callis Receivership	7504	9,048.93	1.12			9,050.05
<b>TOTAL IN TEXPOOL</b>			<b>361,825.33</b>	<b>43.44</b>	<b>0.00</b>	<b>11,558.75</b>	<b>350,310.02</b>
Standard & Poor Global rating			AAA/m				AAA/m
AVERAGE INTEREST RATE			0.1768%				0.1474%

**Texas CLASS**

	ACC'T #	BALANCE	INTEREST	DEPOSIT	WITHDRAW	BALANCE
10	General	0001	4,855,175.73	1,007.25	14,175.82	4,445,358.80
12	Permanent Improvement	0012	1,094,951.36	225.25		1,095,176.61
15	Commissary Telephone	0015	14,800.00	0.99	3,000.00	17,800.00
17	District Attorney Hot Check	0017	7,200.00	0.47		7,200.00
19	Forfeiture - District Attorney	0019	285,193.24	58.68	7,000.00	291,251.92
21	Forfeiture - Sheriff	0021	55,588.64	11.43		55,500.07
23	Technology	0023	1,398.00	0.10	1,000.00	2,398.00
25	Juvenile Probation Grants	0025	35,708.43	7.12		715.55
26	Law Library	0026	9,200.00	0.60		9,200.00
27	LEOSE	0027	5,590.00	0.32		4,090.00
28	Library - Memorial Fund	0028	53,078.69	10.93		53,089.62
29	Records Management - County Clerk	0029	125,709.38	25.86	8,000.00	133,735.24
30	Records Management - County	0030	1,987.36	0.35		1,987.71
31	Records Management - District Clerk	0031	10,975.00	0.71		10,975.00
32	Security	0032	8,850.00	0.58		8,850.00
35	Child Welfare	0035	8,177.82	1.69		8,179.51
36	Historical Commission	0036	33,973.54	6.98		33,980.52
39	Bridge Replacement	0039	189,395.72	38.97		189,434.69

Texas CLASS	ACCT #	BALANCE	INTEREST	DEPOSIT	WITHDRAW	BALANCE
41 Road & Bridge Precinct #1	0041	107,006.83	20.24		55,000.00	52,027.07
42 Road & Bridge Precinct #2	0042	212,103.48	42.06		45,000.00	167,145.54
43 Road & Bridge Precinct #3	0043	32,930.61	5.80		27,000.00	5,936.41
44 Road & Bridge Precinct #4	0044	169,627.74	33.46		50,000.00	119,661.20
50 Road & Bridge Precinct #1 Equipment Replacement	0050	12,177.36	2.31	5,150.00	5,150.00	12,179.67
51 Road & Bridge Precinct #2 Equipment Replacement	0051	7,356.79	1.47		5,150.00	2,208.26
52 Road & Bridge Precinct #3 Equipment Replacement	0052	6,502.66	1.33			6,503.99
53 Road & Bridge Precinct #4 Equipment Replacement	0053	98,714.43	20.30			98,734.73
71 Federal & State Relief	0071	69,923.32	13.86		16,300.00	53,637.18
72 Coastal Impact Assistance	0072	1,116,760.67	229.72			1,116,990.39
80 Airport	0080	148,652.40	30.14		12,000.00	136,682.54
89 Trello DPS Seizure	2289	214,383.68	44.09			214,427.77
89 Lopez Gillen SO Seizure	4389	2,955.36	0.61			2,955.97
90 Borchardt - District Clerk Reserve	0090	23,700.13	4.88			23,705.01
<b>TOTAL IN TEXAS CLASS</b>		<b>9,019,748.37</b>	<b>1,848.55</b>	<b>38,325.82</b>	<b>678,203.77</b>	<b>8,381,718.97</b>
Standard & Poor Global rating		AAA				AAA
AVERAGE INTEREST RATE		0.3200%				0.2510%
10 <b>Transfer Station Certificate of Deposit</b>	<b>Prosperity</b>	<b>18,433.41</b>	<b>30.12</b>			<b>18,463.53</b>
INTEREST RATE		0.6500%				0.6500%
10 <b>Depository Money Market</b>	<b>Prosperity</b>	<b>483,568.43</b>	<b>158.55</b>			<b>483,726.98</b>
AVERAGE INTEREST RATE		0.4000%				0.4000%

This report is presented in accordance with provisions of Texas Government Code §2256.023, the Public Funds Investment Act. The investments held in the Jackson County portfolio comply with the Public Funds Investment Act and the County's investment policy and strategies.

This report is true and correct to the best of my knowledge and belief according to the records of this office.



Mary Horton, CCT, CIO